



ViolinPractice Method

Flower Song

There are columns for six days of practice. Check off white boxes as you complete each video.

Video	Activity	Daily Practice Routine					
WARM UPS		1	2	3	4	5	6
1 Basic Moves	Posture & Balance 8						2 of Your Choice
2 Left Hand	Place & Release 1234 (A) & tap 1 st finger						
3 Bow Arm	Flap Your Wings at middle & Silent Bow Placements UH (A)						
SKILLS & DRILLS							
4 Left Hand	Tapping Levels, 1 st position						
	Climb the Ladder (A)						
5 Bow Arm	EveryBody Down Up (E,A,D)						
MUSICIANSHIP							
6	Rhythm & Pitch						
7	Sing Flower Song						
LOOK & LISTEN							
8	Performances: Flower Song						

ViolinPractice Method – Level A1.8

Video	Activity	Daily Practice Routine					
◆ REPERTOIRE PRACTICE		1	2	3	4	5	6
9	Flower Song				(Opt.)		
10	E String Concerto						
◆ PERFORMANCE PRACTICE							
11	Flower Song	Slowly					
12	E String Concerto	Slowly					
		Medium					
13	AEA With the Bow	Medium					
		Tempo					
♥ MUSIC APPRECIATION							
14	Performances: Monkey Song						
15	Sing Monkey Song						
	Enrichment: Video Surprise!						
★ HOME CONCERT							
16	Arco						
17	GDG-DAD-AEA						
18	AEA With the Bow						
19	Road Trip						

THEORY: Complete your assignment for the week.

Notes:



Tapping Levels

In 1st Postition, on GDAE EADG

Tap with all 4 fingers together on each string, keeping a round frame.
Swing your arm level as you change strings.

5



Climb the Ladder (A)

Upper Half martelé



EveryBody DownUp (E,A,D)

The musical notation is presented in two staves, each with a treble clef and a 2/4 time signature. The first staff contains six measures: a half note E (fingered 0), a whole rest labeled '(cross)', a half note A (fingered 0), a whole rest labeled '(cross)', a half note D (fingered 0), and a whole rest labeled '(rest)'. Above the first three measures are bowing directions: 'V' (upbow) and 'v' (downbow) alternating. The second staff also contains six measures: a half note D (fingered 0), a whole rest labeled '(cross)', a half note A (fingered 0), a whole rest labeled '(cross)', a half note E (fingered 0), and a whole rest labeled '(rest)'. The piece concludes with a double bar line.



Flower Song

Lively

Traditional

See the pret - ty flow - ers, Grow - ing in the gar - den,


See the pret - ty flow - ers, Red and green and pur - ple!



Monkey Song

See the little monkey
Climbing up the ladder,
Climbing way up high to
Pick the pink banana,


See the little monkey
Climbing down the ladder,
Climbing way down low to
Eat the pink banana!






Let's draw notes on LINES and in SPACES

These notes are in SPACES.
Draw some notes in SPACES.



These notes are on LINES.
Draw some notes on LINES.



Draw more notes on LINES and in SPACES.

